



# Atkinson & Kirby

Real Wood Flooring for Professionals

Uniclass	EPIC
L532: P511	E411: X52/3
CI/SfB	
(43)	Hi3



**Traditional Range**  
Solid Unfinished Hardwood Flooring





**ATKINSON & KIRBY HAVE BEEN PRODUCING HARDWOOD FLOORING FOR OVER 100 YEARS, AND OUR REPUTATION PRECEDES US. WE PRIDE OURSELVES IN ONLY MANUFACTURING AND SUPPLYING QUALITY HARDWOOD FLOORING AND ACCESSORIES AND PRESENTING THEM TO OUR CUSTOMERS WITH ONLY THE HIGHEST LEVELS OF CUSTOMER SERVICE AND EFFICIENCY.**

**ALL OUR PARTNER MILLS ARE VISITED REGULARLY TO ENSURE THAT THEY MEET OUR STANDARDS AND TO ENSURE THAT PRODUCT QUALITY IS MAINTAINED.**

**THE TRADITIONAL RANGE IS PREDOMINANTLY MANUFACTURED AT OUR FACTORY IN LANCASHIRE WHICH GIVES US THE FLEXIBILITY TO MANUFACTURE BESPOKE SIZES AND SPECIES UPON REQUEST.**


Vivienne Westwood (Liverpool)  
White Oak Blocks (Prime)

AS AN INTEGRAL PART OF THE INTERIOR DESIGN OF YOUR SPACE, CHOOSING THE CORRECT FLOOR IS A PROCESS THAT CANNOT BE RUSHED. CHOICE MUST BE GOVERNED NOT ONLY BY HOW THE FINISHED FLOOR WILL LOOK, BUT BY THE TYPE OF AREA IT IS IN AND THE LEVEL OF FOOT TRAFFIC WHICH WILL DETERMINE THE WEAR CHARACTERISTICS REQUIRED.

THE BEAUTY OF THE TRADITIONAL RANGE OF UNFINISHED SOLID HARDWOOD FLOORING IS NOT ONLY IN THE SHEER QUALITY OF CRAFTSMANSHIP, BUT IN ITS VERSATILITY, WHICH LIES IN ITS ABILITY TO BE FINISHED TO ANY DESIRED SPECIFICATION.

SUITABLE FOR USE IN BOTH DOMESTIC AND COMMERCIAL AREAS, HARDWOOD STRIP IS LOAD BEARING AND MAY BE LAID DIRECTLY ON TO JOISTS OR BATTENS OR ON TO AN EXISTING TIMBER FLOOR, AND WHEN CARED FOR PROPERLY MAY LAST FOR IN EXCESS OF 100 YEARS IN DOMESTIC SITUATIONS.


WHEN USED IN CONJUNCTION WITH TIMBERFLEX II BATTENS, HARDWOOD STRIP CAN BE USED TO CREATE A SEMI-SPRUNG ACTIVITY FLOOR.



The Biscuit Factory ((Newcastle)  
White Oak Strip (Natural)

HARDWOOD BLOCK FLOORING COMBINES THE CLASSIC BEAUTY OF A HARDWOOD FLOOR AND THE BEST OF TRADITIONAL FLOORING TECHNIQUES. BLOCKS CAN BE LAID IN A VARIETY OF PATTERNS OFTEN USING MORE THAN ONE SPECIES TO CREATE A CLASSIC OR CONTEMPORARY LOOK. (LADDER PATTERN SHOWN BELOW).

AS A SPECIALIST MANUFACTURER WE ARE ABLE TO PRODUCE BESPOKE SIZED BLOCKS TO ACCOMMODATE SPECIFIC PATTERNS IF REQUIRED.





WITH ALL THE ADVANTAGES OF HARDWOOD STRIP, OVERLAY IS A GREAT OPTION WHEN WANTING TO AVOID TAKING UP AN EXISTING WOOD FLOOR.

WE NOW ALSO PRODUCE PARQUET BATTENS AND PARQUET STRIP WHICH ARE MADE TO ORDER.

Orocco Pier  
Iroko Overlay

# TRADITIONAL RANGE SPECIFICATIONS

---

## Hardwood Strip


**Thickness:** 20mm  
**Face Width:** Various (57mm – 165mm)  
**Length:** Random  
Square edges  
Tongue, grooved and end matched  
Bespoke sizes are available upon request.

Hardwood strip flooring is designed to meet all the relevant standards and is fully load bearing when secret nailed onto joists or battens.


## Hardwood Blocks

**Thickness:** 20mm  
**Face Width:** 70mm  
**Length:** Various  
Square edges  
Tongue, grooved and end matched  
Bespoke sizes are available upon request.


Blocks are machined to exact standards providing tightly interlocking joints on all edges. Each block locks in to surrounding blocks to give maximum strength and stability.  
Each block is individually glued to the subfloor in the desired pattern (Laybond L16 is recommended).




SINGLE HERRINGBONE



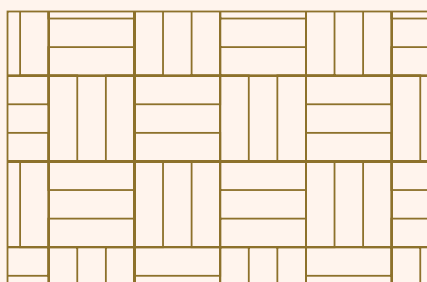
DOUBLE HERRINGBONE




SQUARE OR DIAGONAL HERRINGBONE



DIAGONAL BASKET



SQUARE BASKET



BRICK PATTERN HALF BOND

## Hardwood Overlay Strip

**Thickness:** 8mm  
**Face Width:** Various  
**Length:** Random

Square edges  
Tongue, grooved and end matched  
Suitable for non load bearing applications only.

## Parquet Battens

Square edges (planed all round)  
Board Sizes: 8mm (T) x 60mm (W) x 300mm (L)  
8mm (T) x 70mm (W) x 280mm (L)

## Parquet Strip

Square edges (planed all round)  
Board Sizes: 8mm (T) x 150mm (W) x Random Lengths  
8mm (T) x 130mm (W) x Random Lengths

# IMPORTANT DO'S AND DON'T'S

---

## DO

- Clean the floor regularly.
- Use a damp mop to clean the floor.
- Wipe up any spilt liquids immediately (wood will absorb liquids and expand).
- Use protective pads under all furniture legs.
- Use barrier mats at all external doors.
- Protect your floor from grit.
- Keep the ambient temperature to 20°C.

## DON'T

- Allow liquid to stand on the floor, this can cause the wood to expand.
- Use abrasive cleaners, these will damage the seal.
- Allow sharp or abrasive objects to come into contact with the floor.

# MAINTENANCE GUIDANCE

---

The Traditional Range is suitable for use in Commercial and Domestic situations. As with all Hardwood Floors maintenance is the key to lifelong service and beauty. Wood will mature with age, some colours will change and get a richer tone by exposure to UV light (sunlight).

By following these simple maintenance guidelines you will maintain the natural beauty of the floor, it will remain and it will give many years of use. You should always remember, wood is a natural product; its looks will improve as the floor matures.

## ROUTINE MAINTENANCE

Dirt and Grit are the enemies of all Wooden Floors. Make sure that a sturdy doormat is in place both inside and outside all exterior access doorways. Sharp objects can damage your floor. Always protect the floor by using felt pads on furniture legs. Don't forget that pet's claws, stiletto heels and sharp objects can scratch and damage the floor.

## VACUUM & DAMP CLEAN

Use a Vacuum cleaner on a daily basis. This will remove Dirt and Grit and save it from scratching the floor surface. For more thorough cleaning use a damp mop or cloth with a light spray of Atkinson & Kirby cleaner. Remember, you must never use too much water on wooden floors. Standing water should be removed immediately.

## STAINS

As with all floor coverings stains should be removed whilst they are still wet. After removal of the stain wipe the floor with a clean damp cloth.

## REPAIRS

Small nicks and scratches can be touched up using our colour-matched fillers. For slightly larger areas a small amount of our Touch-Up sealer can be mixed with the filler. After a period of time you may find that in some areas (entranceways, high traffic areas etc.) the floor starts to look dull. In the first instance use Atkinson & Kirby's Refinisher. For best results this should be used with our Refinisher Applicator.

In the case of larger areas of damage the floor can be sanded and resealed. Only a suitable expert should carry out this type of work.

Any advice is based on experience.

# BASIC FITTING GUIDANCE

---

- 1 All wet work should be completed.
- 2 Subfloor should be sound and level.
- 3 New concrete floors should be thoroughly dry.
- 4 If laying over an existing timber floor ensure that there are no nails protruding, loose boards are firmly fixed and the moisture content of the floor is suitable for a hardwood floor.
- 5 Heating systems should be operating at normal living temperatures.
- 6 Suitable expansion gaps should be left at walls and doorways between rooms.
- 7 Always knock the boards up from the tongue side.
- 8 A suitable nailing machine is recommended.
- 9 The floorlayer is the last person to inspect a board. If in doubt don't lay it.
- 10 We do NOT recommend laying solid wood flooring over underfloor heating.

*Further fitting instructions can be supplied on request. The above guidance offers general advice only, the ultimate responsibility is on the floorlayer to satisfy themselves that the conditions are suitable for Hardwood Flooring. If specific advice is required please contact Atkinson & Kirby.*

Other ranges also available:

**Diamond Range** Solid and Multi-Layer Pre-Finished Hardwood Flooring

**Contract Range** Solid and Multi-Layer Pre-Finished Hardwood Flooring

**Platinum Range** 15mm Pre-Finished Multi-Layer Hardwood Flooring

**Platinum Clic** 15mm Pre-Finished Glueless Multi-Layer Hardwood Flooring

**Platinum Fine Line** 15mm Contemporary Pre-Finished Multi-Layer Hardwood Flooring



Discounts for  
CFA members.



TT-COC-002266

© 1996 Forest Stewardship Council A.C.

The FSC Logo identifies products which contain wood from well managed forests certified in accordance with the rules of the Forest Stewardship Council.



**Atkinson & Kirby**  
Real Wood Flooring for Professionals

**Head Office:**

Atkinson & Kirby Ltd., Atkinson Road,  
Ormskirk, Lancashire, L39 2AJ

**T** +44 (0) 1695 573234 **F** +44 (0) 1695 586902

**London Office:**

Atkinson & Kirby Ltd., Unit 4, Inwood Business Centre,  
Whitton Road, Hounslow, Middlesex, TW3 2EB

**T** +44 (0) 208 577 1100 **F** +44 (0) 208 577 0400

**E** sales@akirby.co.uk **W** www.akirby.co.uk